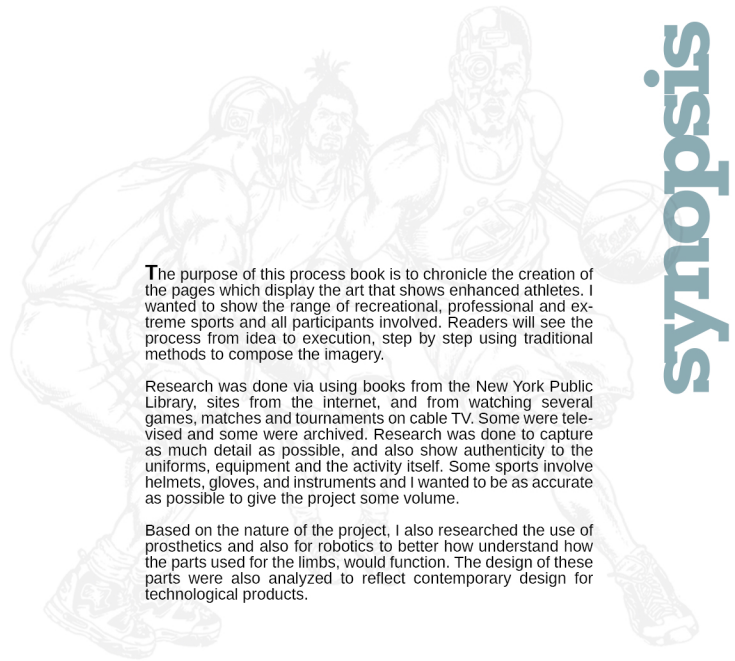


cyber champs

process
book




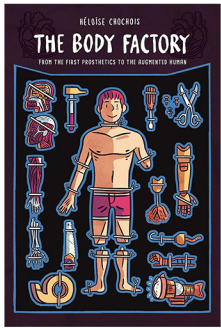
synopsis

The purpose of this process book is to chronicle the creation of the pages which display the art that shows enhanced athletes. I wanted to show the range of recreational, professional and extreme sports and all participants involved. Readers will see the process from idea to execution, step by step using traditional methods to compose the imagery.

Research was done via using books from the New York Public Library, sites from the internet, and from watching several games, matches and tournaments on cable TV. Some were televised and some were archived. Research was done to capture as much detail as possible, and also show authenticity to the uniforms, equipment and the activity itself. Some sports involve helmets, gloves, and instruments and I wanted to be as accurate as possible to give the project some volume.

Based on the nature of the project, I also researched the use of prosthetics and also for robotics to better how understand how the parts used for the limbs, would function. The design of these parts were also analyzed to reflect contemporary design for technological products.

Inspiration	2
Research	4
Production	8
Hex Codes	12



MIKE SCHULTZ



AIMEE MULLINS



JEREMY CAMPBELL

THE-FUTURE-OF-MOTION-TECHNOLOGIES-FOR-PROSTHETIC-LIMBS.PDF
(SITN.HMS.HARVARD.EDU)




WESTWORLD (1973)



THE STEPFORD WIVES (1975)




BLADE RUNNER (1982)



ROBOCOP (1987)



THE TERMINATOR (1984)





EX MACHINA (2014)






ALIENS (1986)



METROPOLIS (1927)





process
book

research



Top: Some of the images I used for concept art book and process book, for reference to draw the character were found online.

Right: THE BOSTON ARM


I used this apparatus because it was very vital to the beginning stages of having artificial limbs.

Details can be found at:


<https://www.bostonmagazine.com/health/2013/11/26/prosthetics-research-boston-arm/>






Below: Some of the preliminary sketches that were done including the final drawing. Images were drawn using various H/B/HB pencils. Used a Canon TR4720 scanner & GGE07 usb lightbox. Images and layouts were created using Adobe Photoshop CS 6/CC





process
book



production





Page 3
5F082F CCCCCC AAE5F3 0D1348

Page 5
C8B17B 94D2FC 3D85B6 697F81

Page 7
F0C087 6D6043 9ED39D 000000 / CEC395

Page 9
10467C FFE400 BFD1CF 5A391D

Page 11
F70371 535353 192152 2D2D2D

Page 13
5C3114 425D8C 3C2C2D 85A797

Page 15
F0C087 A18246 9ED39D 000000

Page 17
A63FEE CC89FB ED9E7C AEAFAE

Page 19
BD9E61 00A998 00FF66 C6D1D0

Page 21
10467C CCCCCC FFC000 2D2D2D

FARD SHAHEED

fard.shaheed@gmail.com

fardshaheed.com

    /fardshaheed